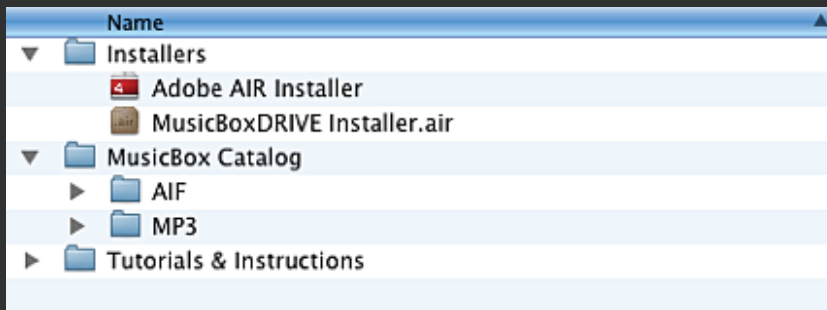


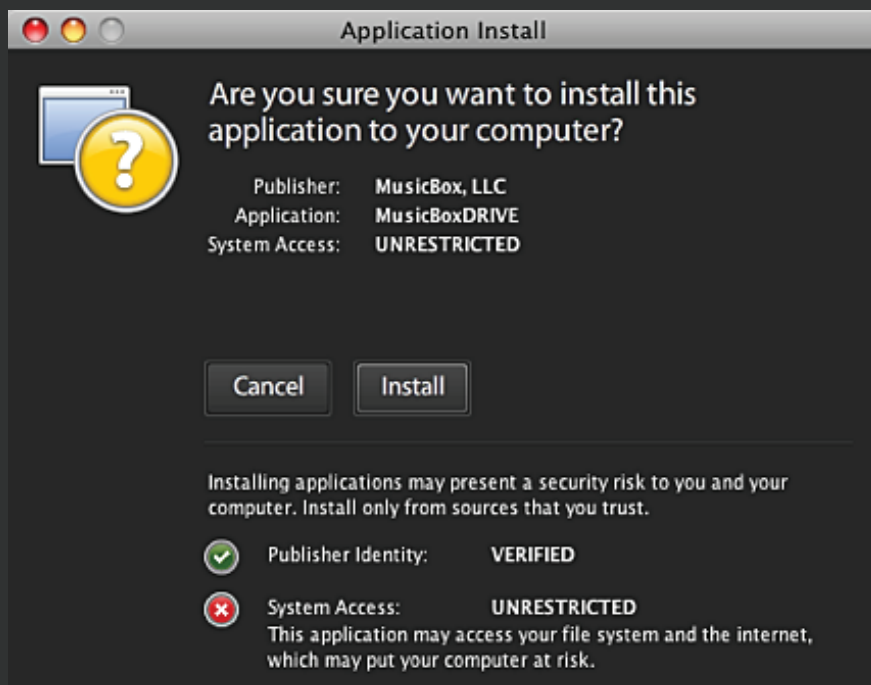
Welcome to MusicBoxDRIVE. Here are simple instructions to get you started. There is a more detailed Help section within the application which covers every function in detail. We also have video tutorials for installation and use of MusicBoxDRIVE on this drive, and at: <http://www.musicboxmx.com/mbdsupport.php>

Your MusicBox hard drive contains the installers you will need to run MusicBoxDRIVE, and a folder containing 48K AIFs and 320k MP3s of our catalog. Both file formats are required.

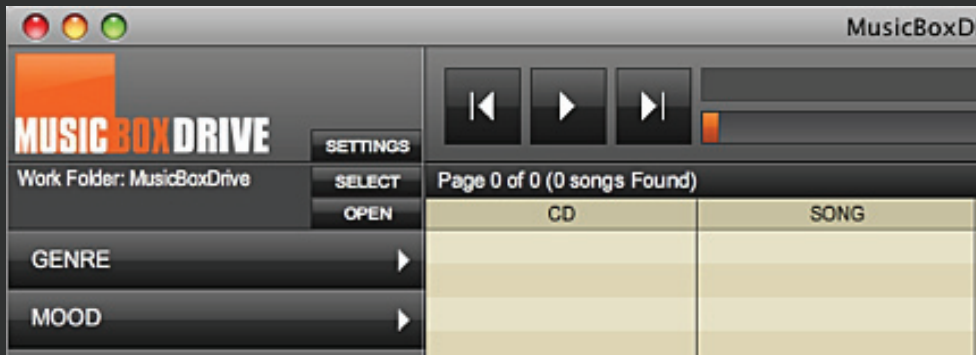
1. In the Installers folder, double click the Adobe AIR Installer. Once this is installed on your computer, you can run the MusicBoxDRIVE installer. AIR is a program similar to Flash, which runs in the background.



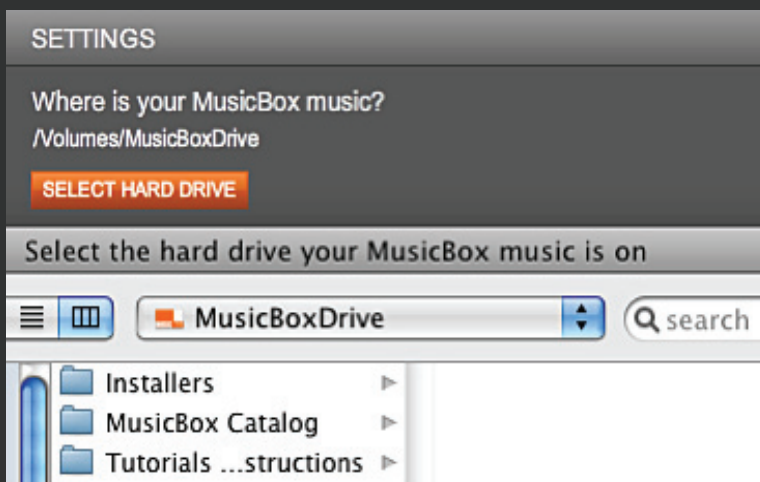
2. Double click the MusicBoxDrive .air file to install MusicBoxDRIVE on your computer. Follow the simple directions throughout the installation procedure.



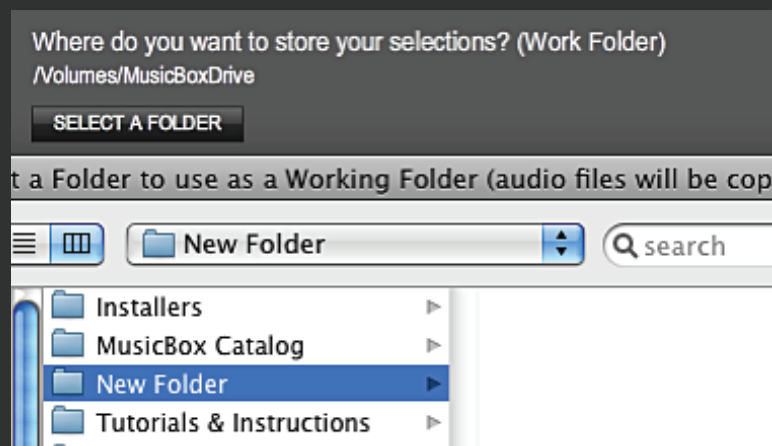
3. When MusicBoxDRIVE launches, click on the Settings button in the upper left corner, next to the MusicBoxDrive logo.



4. In Settings, you must tell MusicBoxDRIVE where your music files are. Where it asks “Where is your MusicBox music?”, click Select Hard Drive, then select the hard drive where your MusicBox Catalog folder resides. You can move the catalog folder to another drive, just be sure to select that drive. The AIF and MP3 folders must always stay together, as MusicBoxDRIVE utilizes both file formats.



5. You may create a Work Folder to store music selections, much like the Projects feature in our online search engine MusicBoxLIVE. Where it asks “Where do you want to store your selections? (Work Folder)” click Select a Folder, then choose any location (on this hard drive or any other drive in your system) to create a new folder. Whenever you choose to save a track to your work folder, this is where it will go. Be sure that you have enough extra space on your drive, as this function creates a copy of every file you choose to store.



6. Save and Close, and you are ready to work!

If you have any trouble with your installation, please contact us at 1-866-269-0900, or info@musicboxmx.com. Also check out the Tutorials and Instructions folder for Quicktime demonstrations.